


ACCESS TO DURABLE SOLUTIONS AMONG IDPS IN IRAQ: FOUR ROUNDS OF FINDINGS FROM A PANEL* STUDY

*OVER TIME, WITH THE SAME PEOPLE



Rochelle Davis
Salma Al-Shami

September 26, 2019

Outline

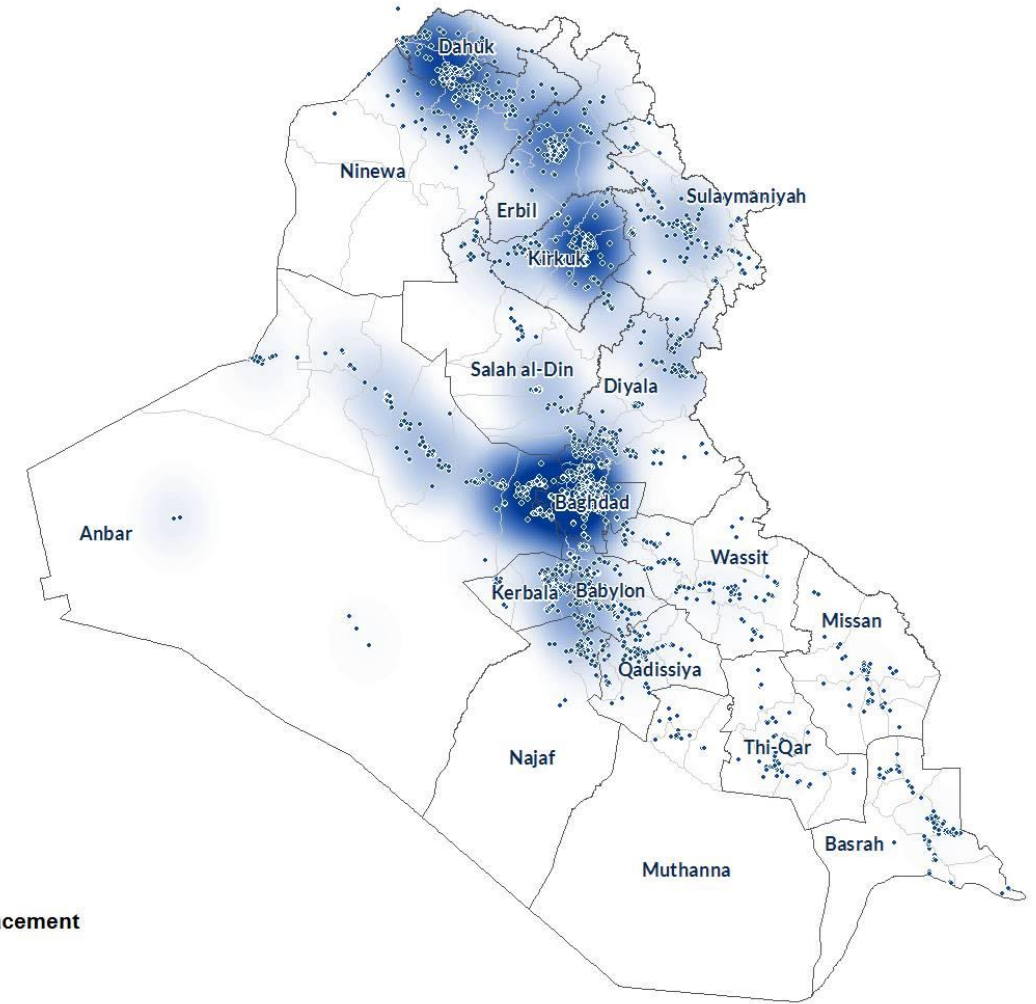
- ❖ Project Overview
 - ❖ Quantitative Methodology
 - ❖ Qualitative Methodology
- ❖ Findings from 4 Rounds of Data Collection
 - ❖ 8 Criteria that Define a Durable Solution
 - ❖ Thematic Conclusions: “Durable Solution” as a Process
 - ❖ Past Publications & Future Research



PROJECT OVERVIEW

RESEARCH QUESTIONS

- ❖ How do displacement and access to durable solutions among IDPs in Iraq change over time?
- ❖ What are the needs, coping strategies, and aspirations of IDPs, and what events and factors are perceived to influence these needs, coping strategies, and aspirations over time?
- ❖ To what extent do the experiences of IDPs in Iraq inform our conceptualization and operationalization of quasi-durable and durable solutions?



Survey Design

- ❖ Panel Study: Re-interviewed same families in each of four rounds of data collection
 - Round 1: March-May 2016
 - Round 2: February-April 2017
 - Round 3: July-September 2017
 - Round 4: August-November 2018
 - Round 5: In Process
- ❖ Two sections to survey: Roster (Rounds 1 & 4), Household Survey

Population & Sample

- ❖ Survey fielded in four governorates of displacement hosting 34% of all Iraqi IDPs
- ❖ Findings generalize to non-camp population of Iraqi IDPs from one of seven governorates of origin displaced to one of four governorates of displacement

Target Sample for Study								
Governorate of Displacement	Governorate of Origin							TOTAL
	Anbar	Babylon	Baghdad	Diyala	Kirkuk	Ninewa	Salah al Din	
Baghdad	219	247	185	181	20	187	162	1200
Basrah	73	10	21	33	62	64	137	400
Kirkuk	157	15	132	129	518	134	116	1200
Sulaymaniyah	252	128	212	207	-	215	186	1200
TOTAL	700	400	550	550	600	600	600	4000

Longitudinal Advantage: Follow People's Movement

IDPs: Displaced households residing in same district throughout displacement

Movers: Displaced households who did not return to districts of origin but are no longer in the same district as they were in Round 1

Returnees: Displaced who have returned to their districts of origin

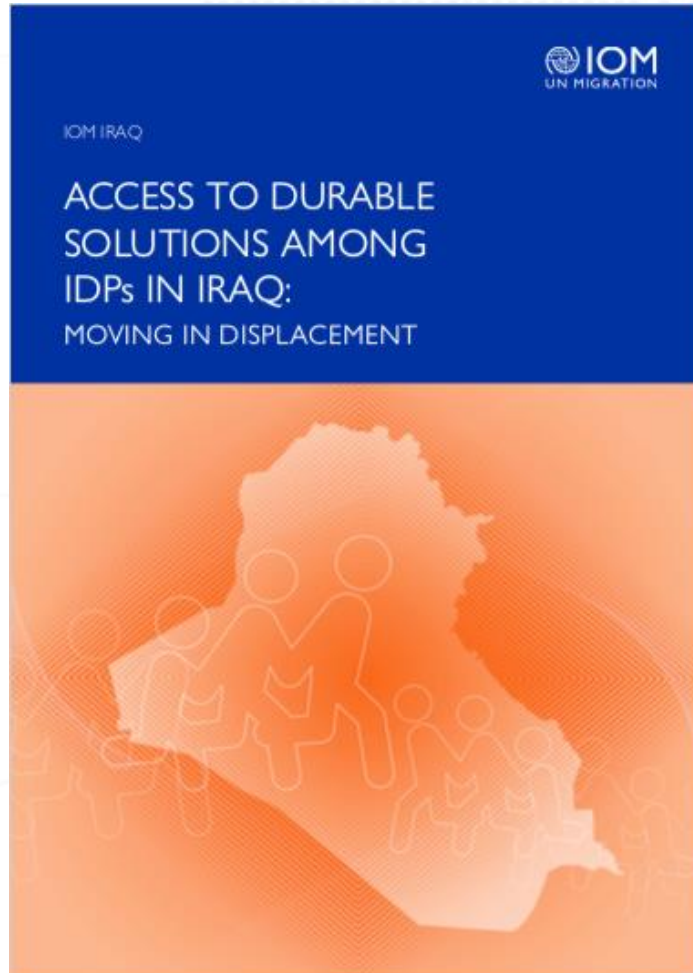
Longitudinal Advantage: Movement Status Over Time

IDP Status, Rounds 1-4				
STATUS	ROUND 1	ROUND 2	ROUND 3	ROUND 4
	(March-May 2016)	(February-April 2017)	(July-September 2017)	(August-November 2018)
	N	N	N	N
	(%)	(%)	(%)	(%)
IDP	3852 (100)	3055 (82.0)	2829 (76.1)	2260 (62.2)
MOVER	-	217 (5.8)	267 (7.2)	275 (7.6)
RETURNEE	-	452 (12.2)	622 (16.7)	1100 (30.3)
TOTAL	3852 (100)	3724 (100)	3718 (100)	3635 (100)

Longitudinal Advantage: Retention


- ❖ Round 1: 3852 households
- ❖ Round 4: 3635 households (94.4%)
- ❖ Compensation for participation -- phone credits
- ❖ Text It System

Movers



- ❖ Reasons for moving are varied
- ❖ Moving as “in-process” returns
- ❖ Categorically different from “failed returns”

Returnees



ARTICLE

HOME AFTER ISIS: A STUDY OF RETURN AS A DURABLE SOLUTION IN IRAQ

ROCHELLE DAVIS, GRACE BENTON, DANA AL DAIRANI,
MICHAELA GALLIEN AND SALMA AL-SHAMI

Abstract

Return to one's place of origin is considered to be one of the three 'durable solutions' whereby the displaced can effectively end their situation of displacement. However, to consider return to the place of origin, which in many cases has been transformed by war and conflict, without considering the conditions that people have returned to is to elide a whole host of challenges facing people upon their return. In Iraq, as military actors have reclaimed territory from the Islamic State of Iraq and Syria (ISIS), internally displaced persons (IDPs) have begun to return to their homes in these liberated areas. While the liberation of these territories from ISIS signals the beginning of the end of a conflict that has persisted for almost four years, preliminary data from an International Organization for Migration (IOM) and Georgetown University longitudinal study on displacement in Iraq reveals that the security and material conditions for returnees are precarious. Using the Inter-agency Standing Committee (IASC) Framework on Durable Solutions for Internally Displaced Persons, which offers criteria for whether a durable solution has been accessed, our paper draws on quantitative data and qualitative interviews with returnees to explore the material and security conditions for recent returnees and the strategies returnees employ to cope with these issues.

- ❖ 427 households returned starting in Round 2 (74% Anbar)
- ❖ 70% said standard of living had returned to what it was prior to displacement
- ❖ > 80% have returned to the jobs they held prior to displacement.
- ❖ Increase in the share of those applying for property compensation; yet to receive money

Qualitative Methodology

- ❖ Each Round: 160 interviews
(80 with IDPs + 80 with Host Community)
- ❖ Round 3: Added 25 returnees
- ❖ Round 4: 20 Interviews with local, national, and international aid organization employees



Student Projects

Children's book on Yazidi traditions, family, and displacement (ARST 367); published

<https://www.jadaliyya.com/Details/38615>



Graphic Novel of a girl from Ramadi

By Cassidy Gasteiger





HAVE IDPs REACHED A DURABLE SOLUTION? FINDINGS FROM ROUNDS 1, 2, 3, & 4

Round 4 IDPs: Locations

IDPs: Weighted Sample*					
Where they were from (Origin Governorate)	Where they were displaced to (Displacement Governorate)				
	Baghdad %	Basra %	Kirkuk %	Sulaymaniyah %	Total %
Anbar	94.9	0.6	1.3	3.2	41.7
Babylon	69.7	0.7	0.8	28.7	2.6
Baghdad	83.9	0.7	2.3	13.2	6.6
Diyala	40.6	0.8	11.8	46.7	6.7
Kirkuk	3.7	0.9	95.4	0.0	16.7
Ninewa	48.7	7.9	23.4	20.0	7.7
Salah al-Din	44.4	2.3	47.4	5.8	17.9
Total	62.00	1.6	27.8	8.7	100%

*The population to whom the study generalizes is those non-camp IDP households displaced from one of the seven origin governorates to one of the displacement governorates. The sample reflects this population as reported in IOM's Displacement Tracking Matrix (DTM) in 2015.

IDPs who have achieved a durable solution enjoy, without discrimination...

- **Physical safety and security**
- *Protection (by national and local authorities) from threats which caused the initial displacement or may cause renewed displacement*
- **Freedom of movement**
- *Freely leave their areas of settlement and return and come back.*

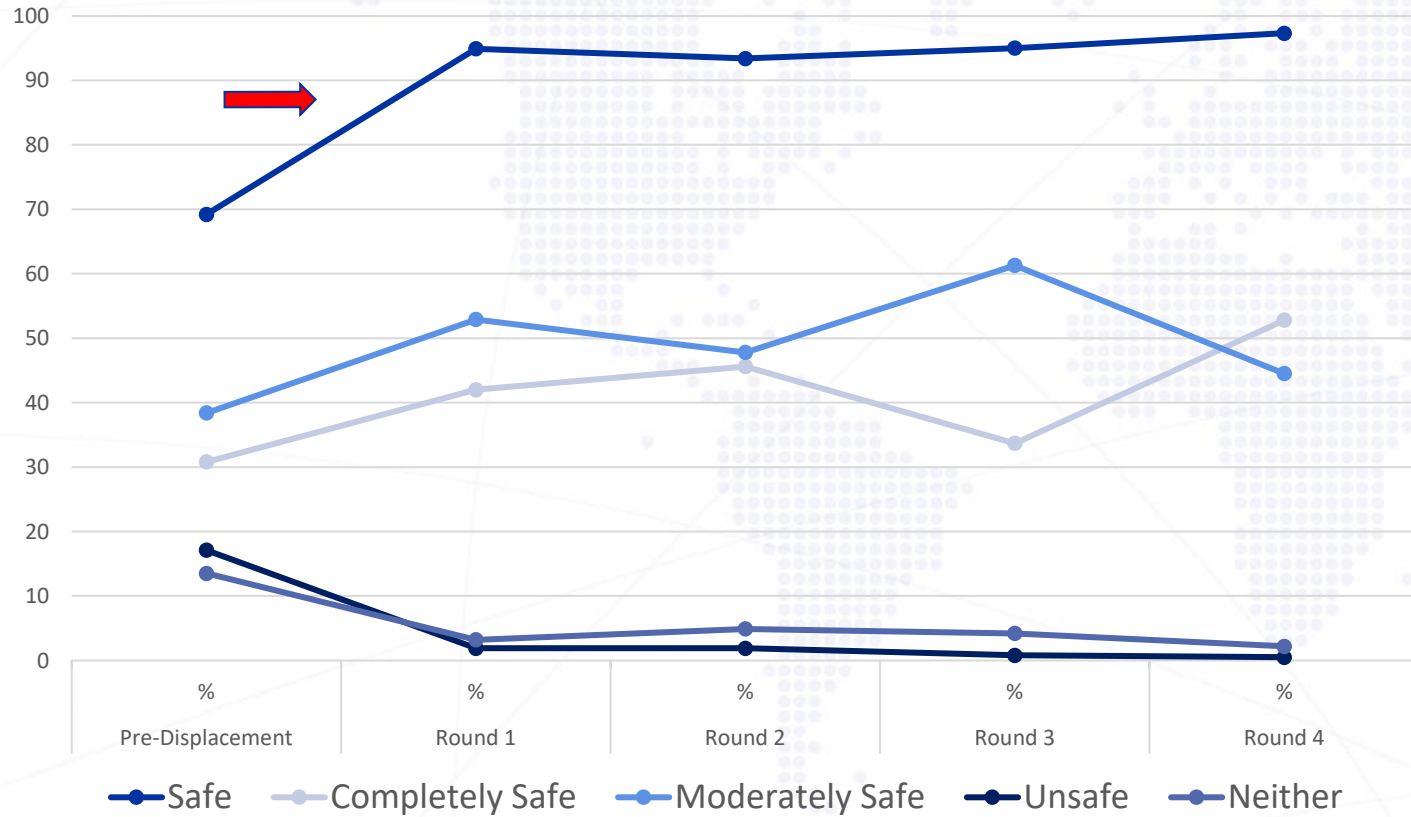
The Inter-Agency Standing Committee's Framework on Durable Solutions for Internally Displaced Persons (2010)



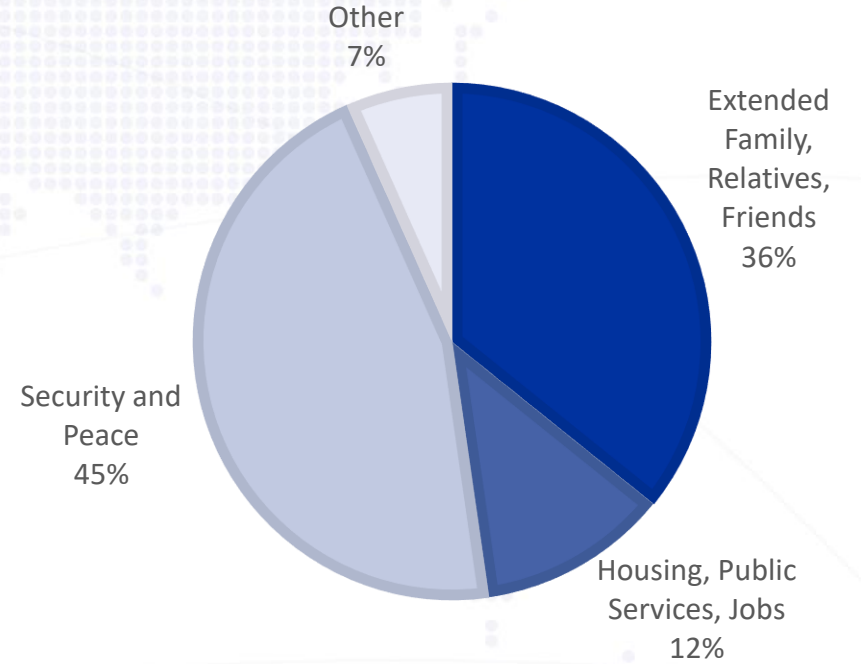
SAFETY & SECURITY

Safety & Security

Do you and your family feel safe in this community?

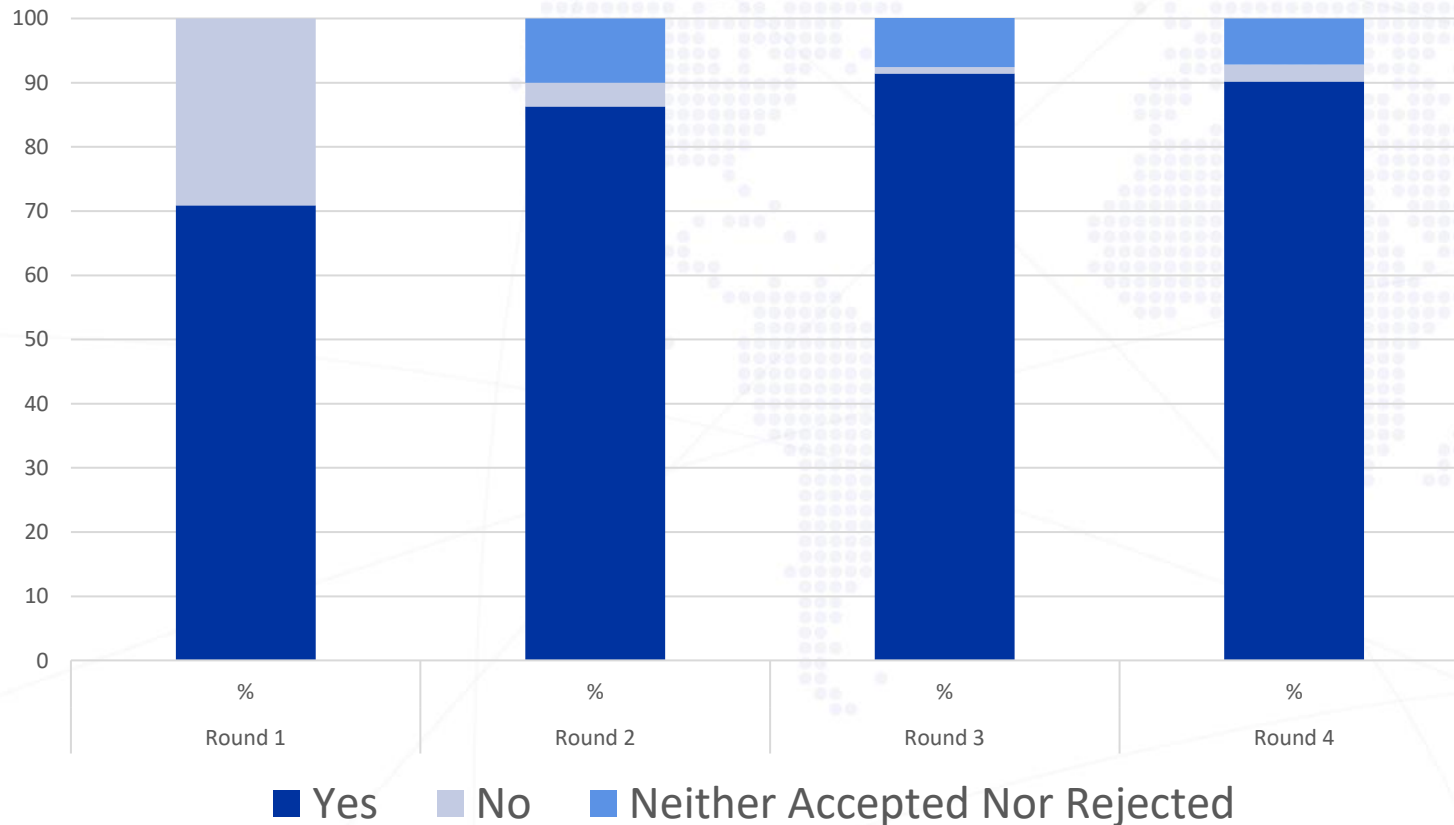


ROUND 1: REASON FOR CHOOSING DISPLACEMENT LOCATION



Safety & Security

Do you and your family accepted as members of this community?



- ❖ More than 90% in each round report they have **not** faced security threats
- ❖ Overwhelming majorities each round report they can move freely:
 - ❖ Round 1: 81%
 - ❖ Round 4: 95 %
- ❖ Trust in members of local community — neighbors, shopkeepers and merchants, local officials — has increased

IDPs who have achieved a durable solution enjoy, without discrimination...

An adequate standard of living:

- Shelter
- Health care
- Food
- Water
- Other means of survival

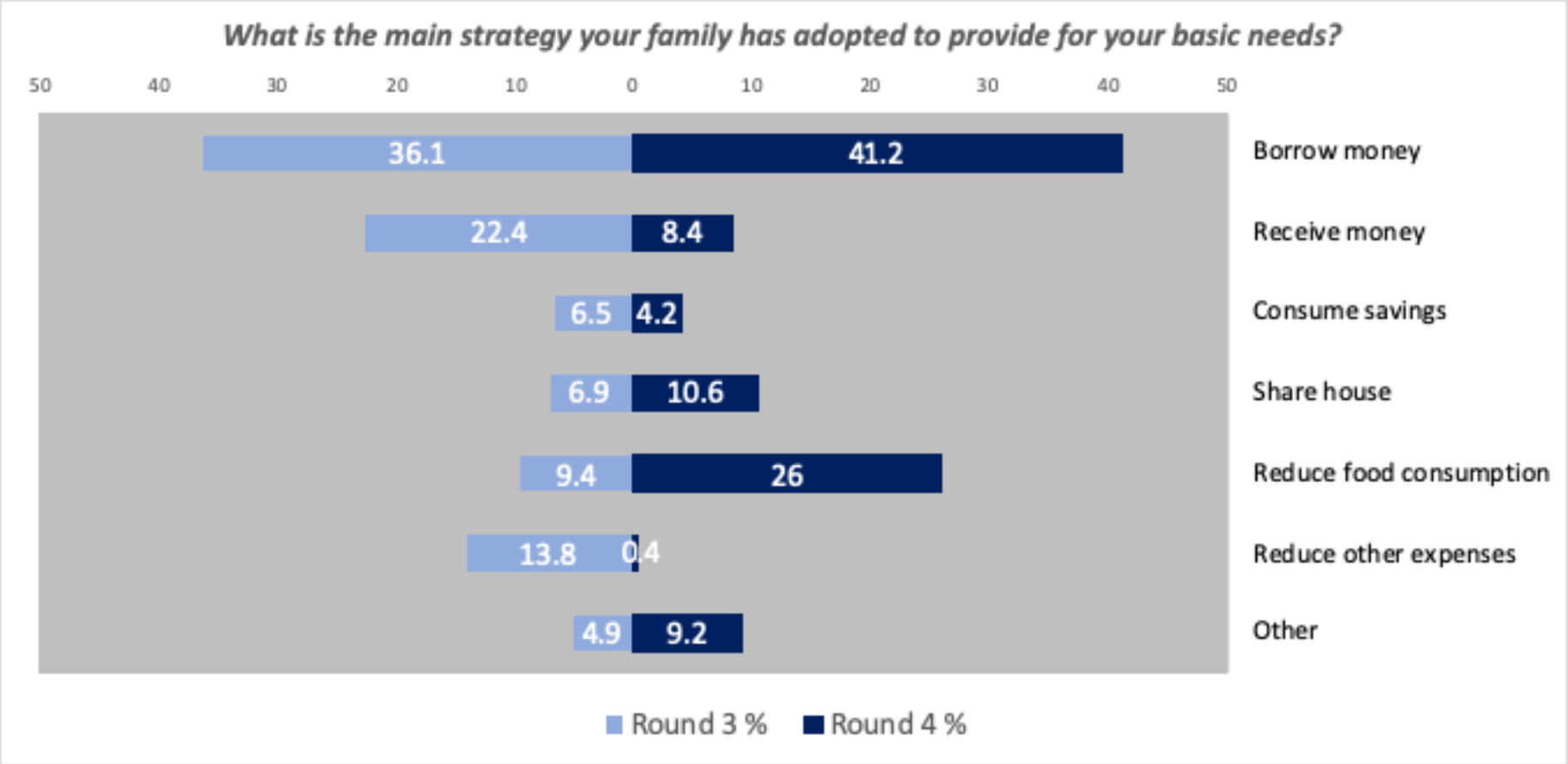
The Inter-Agency Standing Committee's Framework on Durable Solutions for Internally Displaced Persons (2010)



STANDARD OF LIVING


Standard of Living

<i>Has your family been able to provide for your basic needs in the past three months?</i>				
	Round 1 %	Round 2 %	Round 3 %	Round 4 %
Yes	62.7	75.4	70.9	72.0
No	37.3	24.6	29.1	28.0



Standard of Living

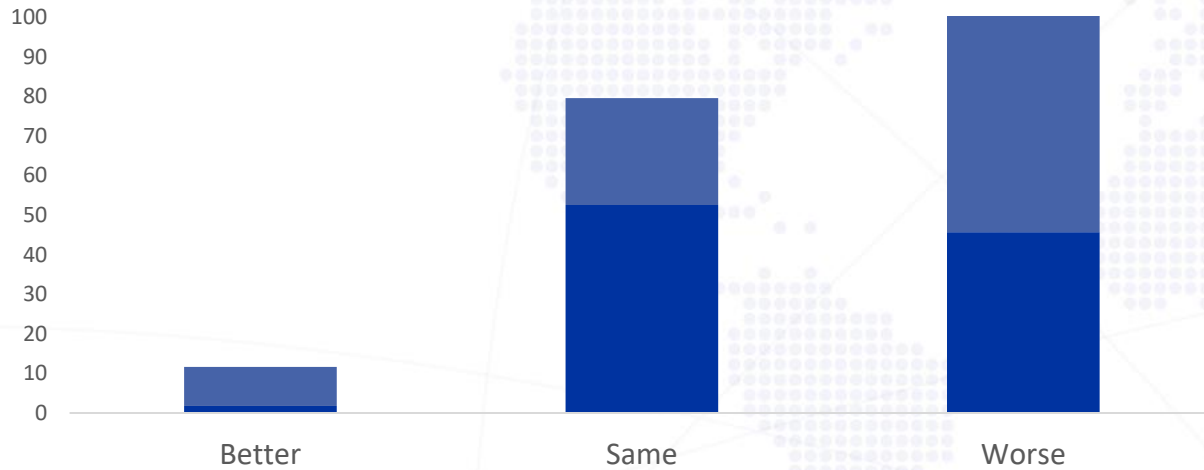
<i>Round 4: Reported Amount Spent (Iraqi Dinars) Each Month On:</i>		
	Average	Median
Housing/ Rent	168,601 (US\$ 148)	150,000 (US\$ 132)
Utilities	65,177 (US\$ 57)	50,000 (US\$ 44)
Food	235,319 (US\$ 207)	250,000 (US\$ 220)
Transportation	62,941 (US\$ 55)	50,000 (US\$ 44)
Medical Care	61,155 (US\$ 54)	50,000 (US\$ 44)
Schooling	73,440 (US\$ 65)	50,000 (US\$ 44)



Standard of Living

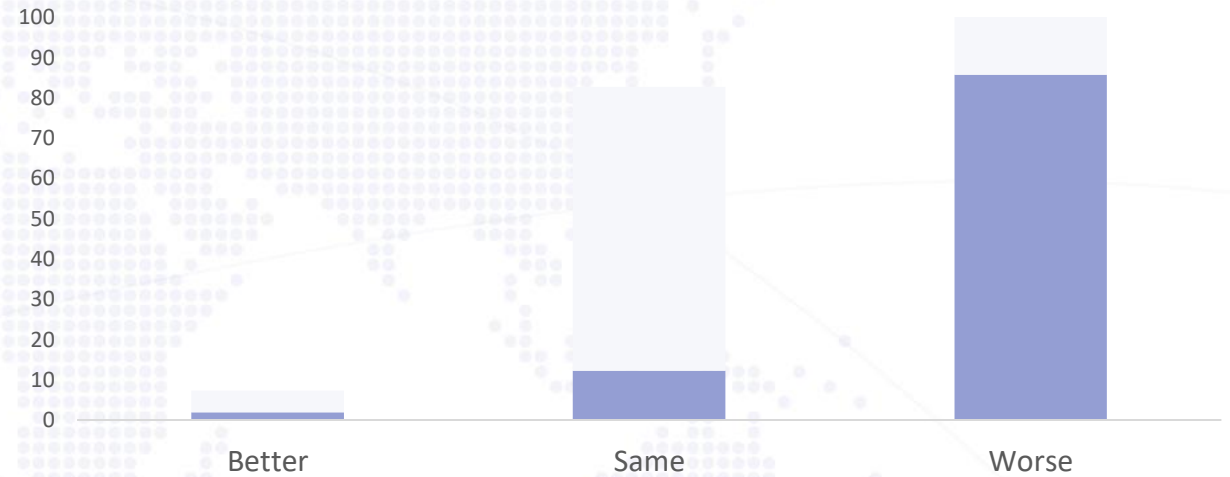
Round 4 Standard of Living Compared to:

■ Host Community ■ Other IDPs in the Area



Standard of Living Now Compared to 1 January 2014

■ Round 1 % ■ Round 4 %




IDPs who have achieved a durable solution enjoy, without discrimination...

- Access to employment and livelihoods
- Must allow them to fulfill at least their core socio-economic needs, in particular where these are not guaranteed by public welfare programs

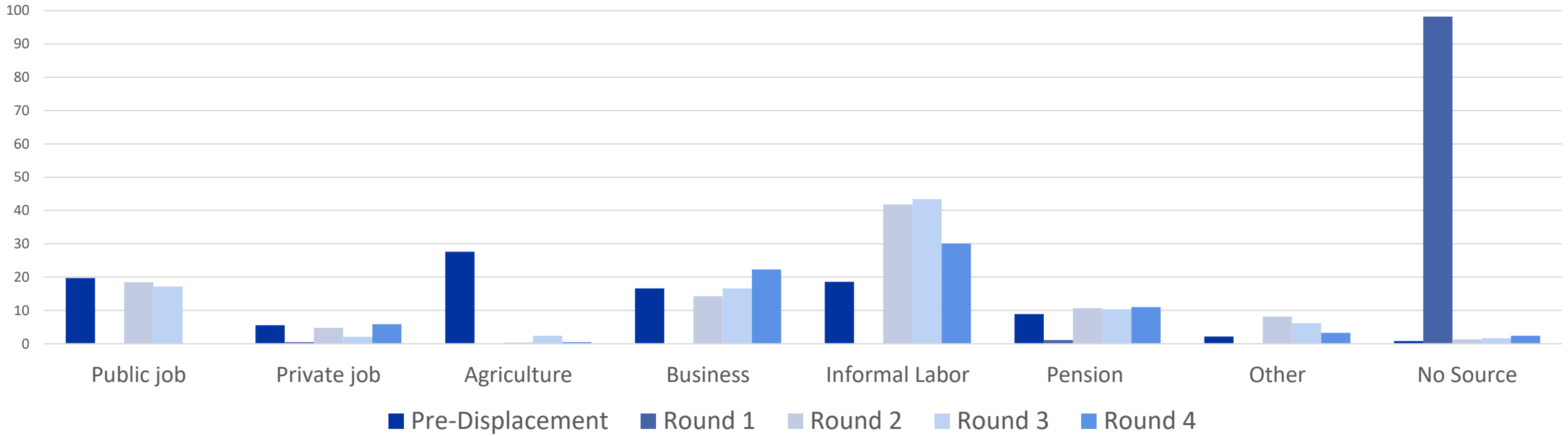
The Inter-Agency Standing Committee's Framework on Durable Solutions for Internally Displaced Persons (2010)



LIVELIHOOD AND EMPLOYMENT



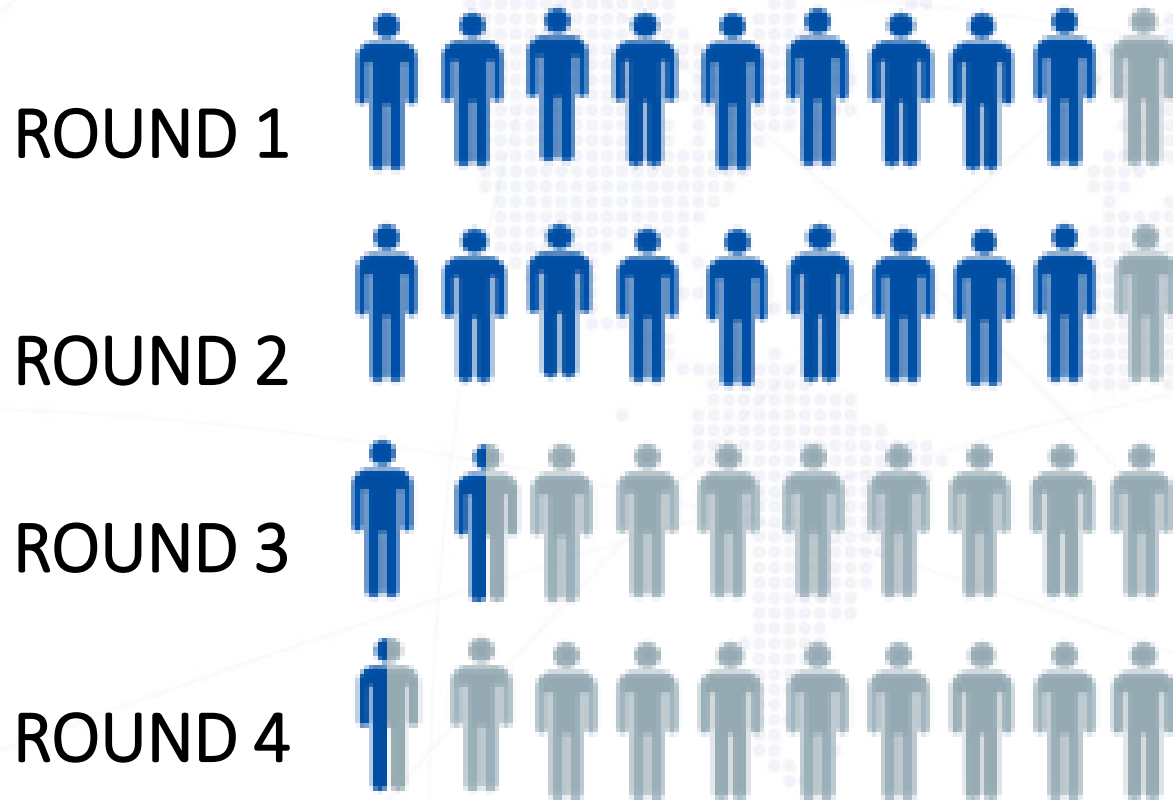
What is your household's primary source of money/ income?



LIVELIHOOD AND EMPLOYMENT

Aid

SHARE REPORTING RECEIVING AID



Type of Aid Among Households Receiving It				
	Round 1 %	Round 2 %	Round 3 %	Round 4 %
Cash	50.7	69.3	27.4	4.8
Food and water	17.8	15.8	52.6	70.0
Non-food item	28.4	6.0	12.9	16.5
Other	3.2	8.9	7.1	8.9

Provider of Aid Among Households Receiving It				
	Round 1 %	Round 2 %	Round 3 %	Round 4 %
Person	12.4	3.3	12.5	6.4
Central government	34.0	68.5	16.9	11.2
Local government	17.3	8.6	7.9	0.9
NGO	26.6	15.2	43.8	80.6
Other	9.7	4.4	18.8	1.1

IDPs who have achieved a durable solution enjoy, without discrimination...

Access to effective mechanisms for timely restitution of their housing, land and property, regardless of whether they return or opt to integrate locally or settle elsewhere in the country.

The Inter-Agency Standing Committee's Framework on Durable Solutions for Internally Displaced Persons (2010)

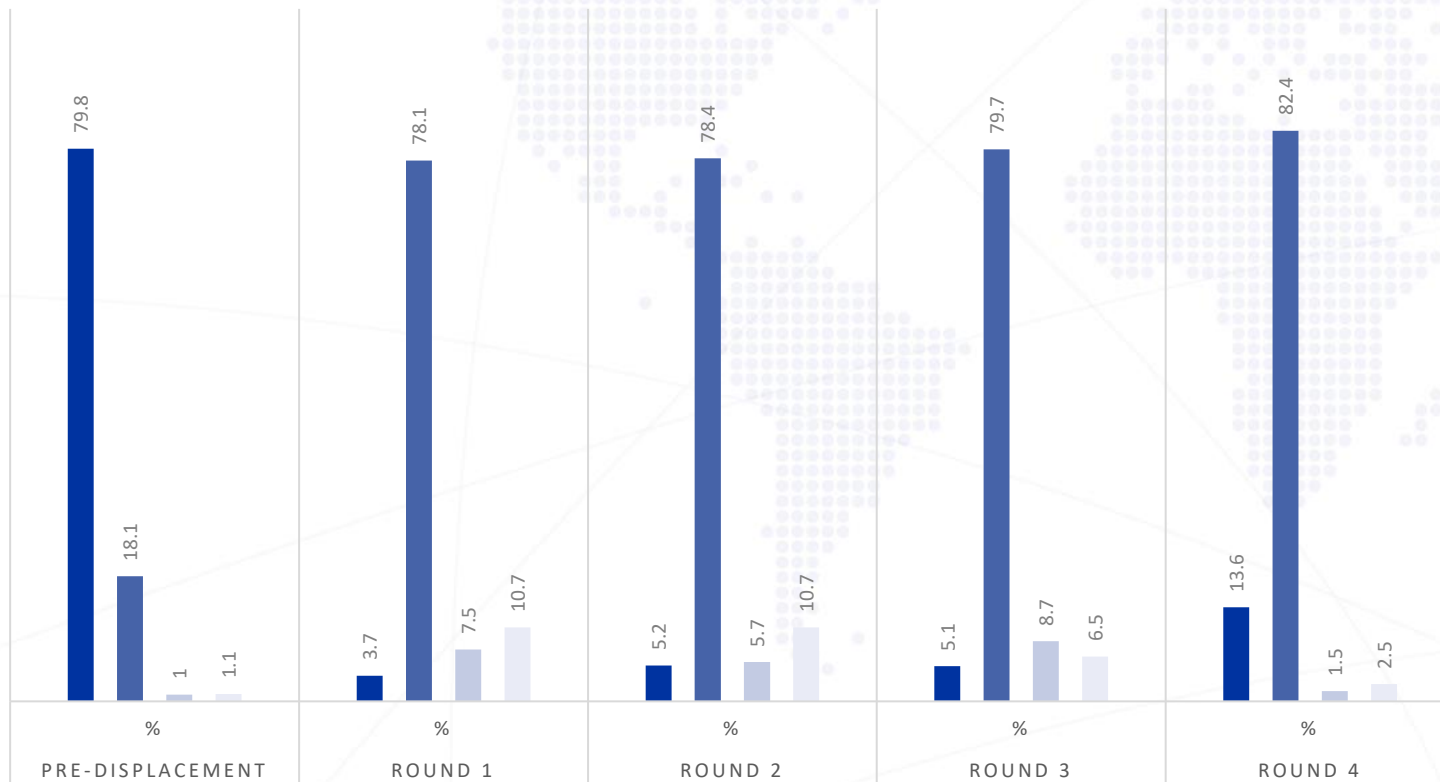


HOUSING, LAND, & PROPERTY

Housing, Land, & Property

SHELTER TYPE

■ Owned home ■ Rented home ■ Hosted ■ Other



94% pay rent themselves


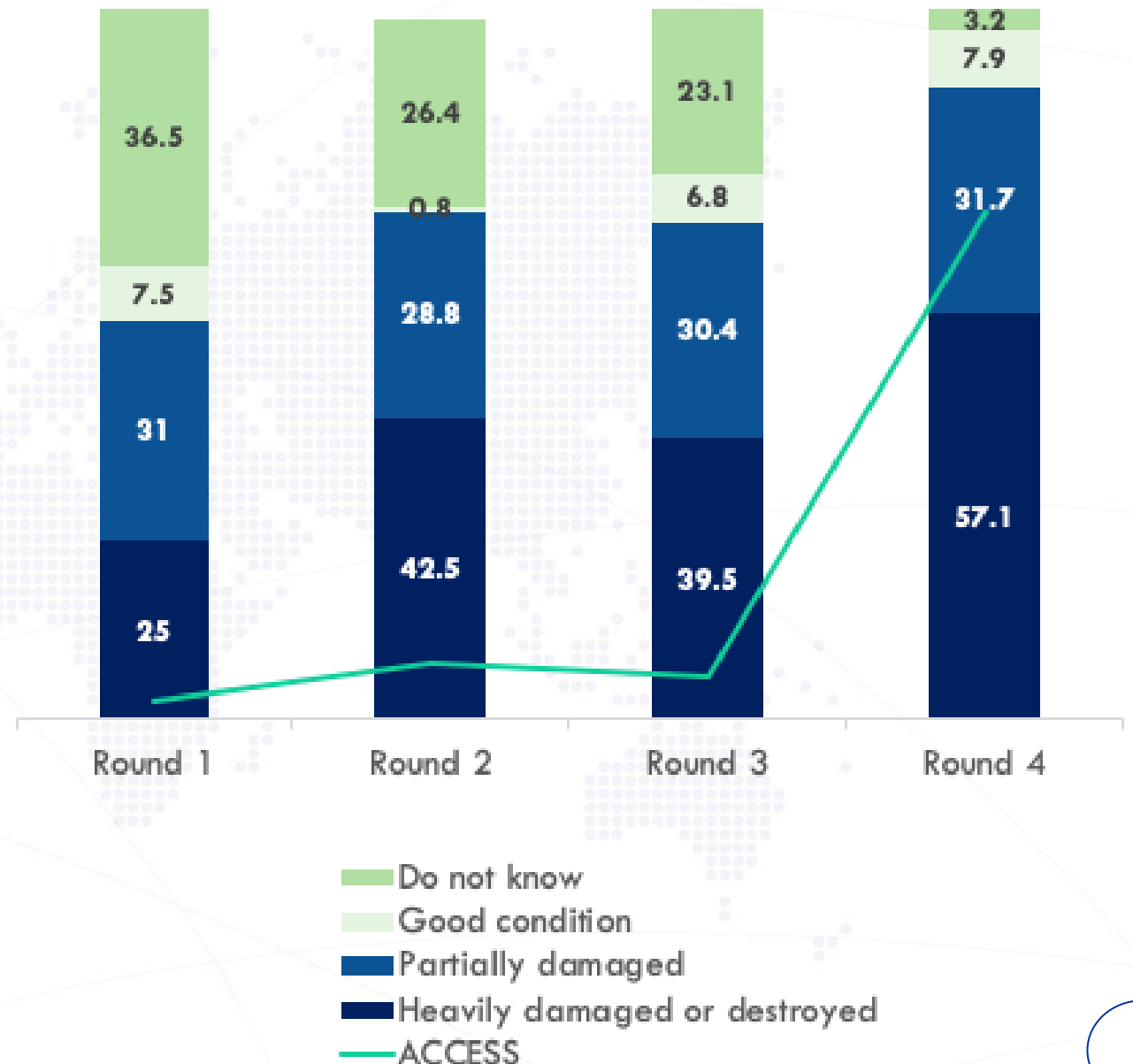
Rent constitutes 25% of monthly expenses (US\$141/month)

Housing, Land, & Property

79% owned property in place of origin prior to displacement;
93% retain ownership.

Access to property is becoming **less** of a problem; condition of property is becoming **more** of one.

Access to & Condition of Property



IDPs who have achieved a durable solution enjoy, without discrimination...

IDPs who wish to reunite with family members from whom they were separated have been able to do so and can seek a durable solution together.

The Inter-Agency Standing Committee's Framework on Durable Solutions for Internally Displaced Persons (2010)



PERSONAL & OTHER DOCUMENTATION

Personal & Other Documentation

<i>Have you or any family member lost documents?</i>				
	Round 1 %	Round 2 %	Round 3 %	Round 4 %
Yes	7.7	4.2	3.2	3.4
No	87.9	95.8	96.8	96.6
Unknown	4.4	NA	NA	NA

<i>If yes, were you able to replace those lost documents?</i>				
	Round 1 %	Round 2 %	Round 3 %	Round 4 %
Yes, all or some	26.0	44.4	49.4	57.9
No	73.6	54.3	31.8	42.2
Unknown	0.4	1.2	18.8	NA


Very few IDP households have lost personal documentation

Among the few who did lose documentation, the majority have been able to replace them

IDPs who have achieved a durable solution enjoy, without discrimination...

IDPs who wish to reunite with family members from whom they were separated have been able to do so and can seek a durable solution together.

The Inter-Agency Standing Committee's Framework on Durable Solutions for Internally Displaced Persons (2010)

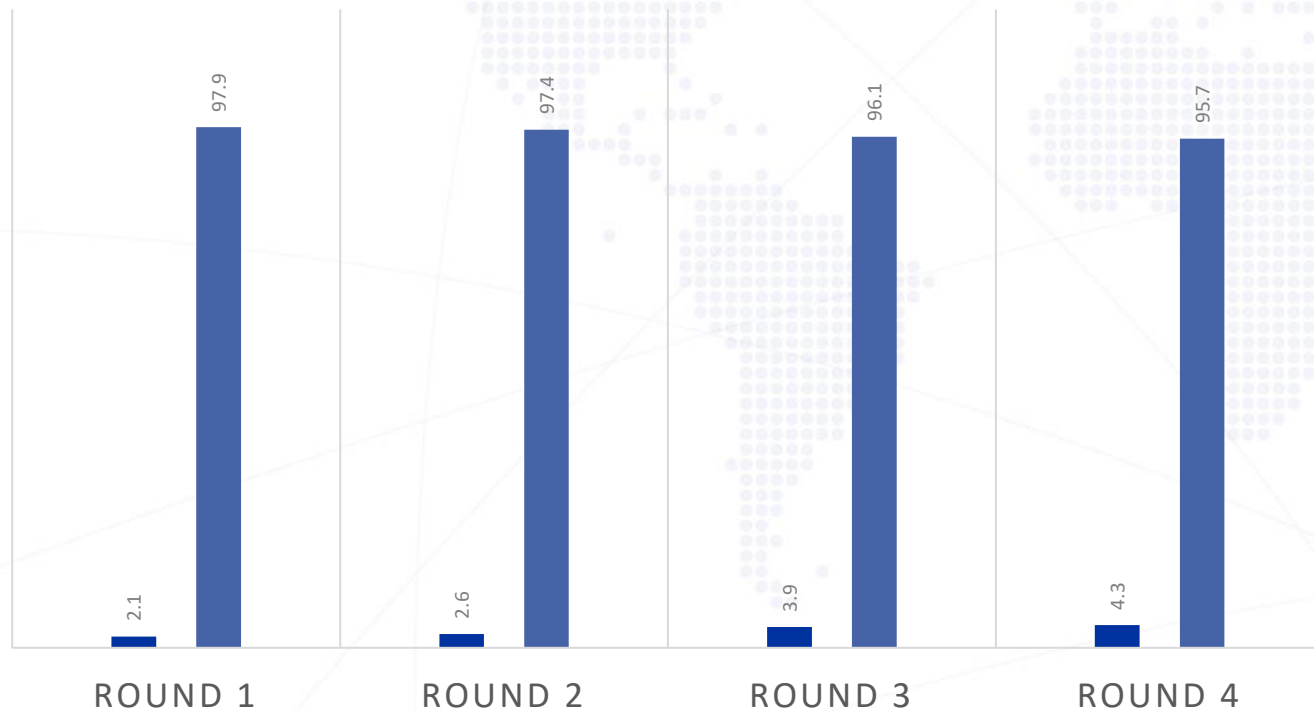


FAMILY REUNIFICATION

Family Reunification

FAMILY SEPARATION (> 3 MONTHS)

■ Yes ■ No



Less than 5% of IDP households have had usual members of the family separated for more than three months

Side Bar

Did your household flee

Before
During
After

15 %

34 %

50 %

the arrival of ISIS?

Has your family ever migrated or been displaced to different location inside Iraq prior to 1 January 2014?

Yes

4 %


No

96%

IDPs who have achieved a durable solution enjoy, without discrimination...

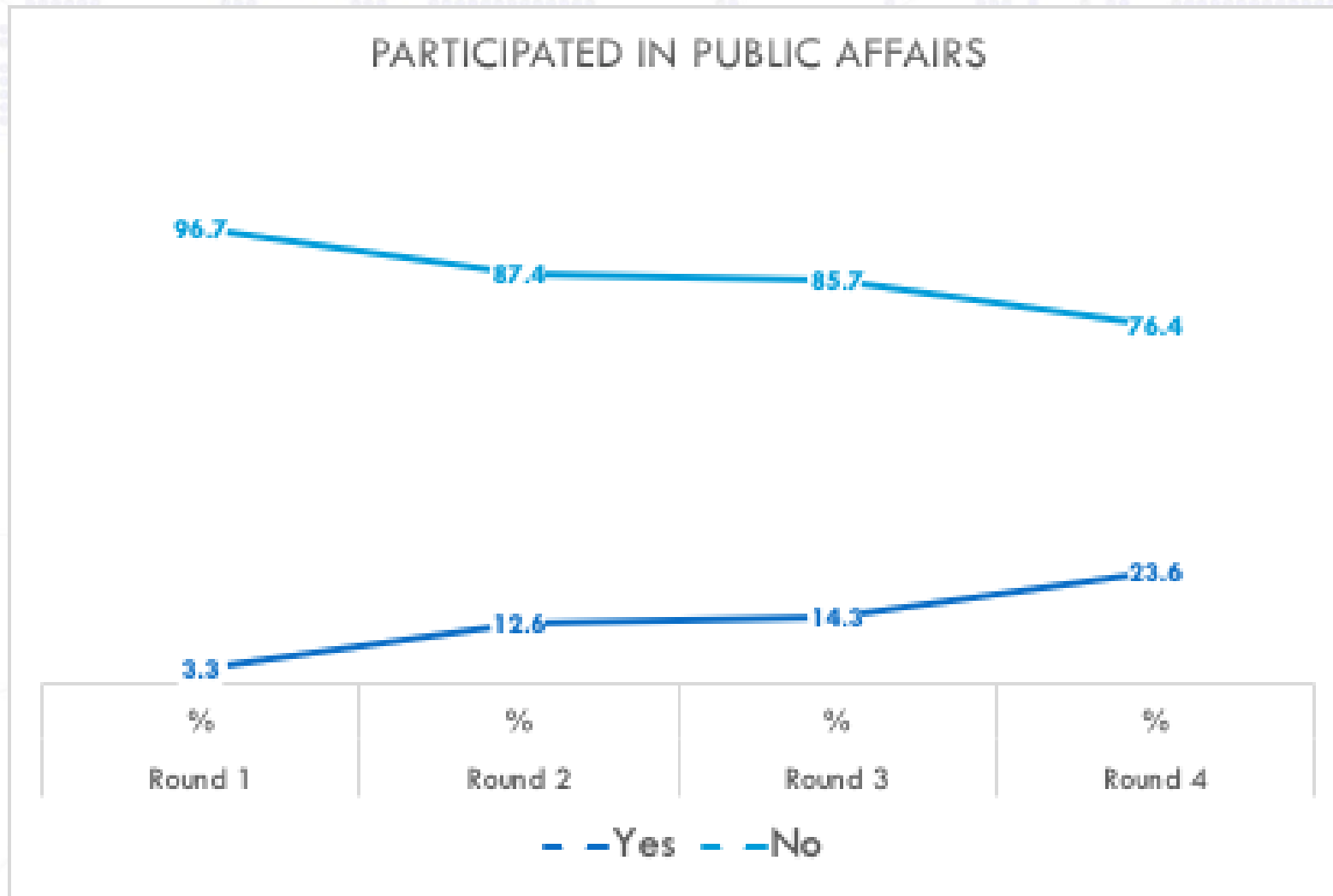
- the right to participate in public affairs at all levels
- to associate freely and participate equally in community affairs
- to vote and to stand for election
- to work in all sectors of public service


The Inter-Agency Standing Committee's Framework on Durable Solutions for Internally Displaced Persons (2010)



PARTICIPATION IN PUBLIC AFFAIRS

Participation in Public Affairs





Participation in Public Affairs

Round 4 Voting Behavior			
Did the household head vote in the 12 May 2018 elections? %		If not, why? %	
Yes	55.8	No interest or faith in the political system	53.1
		Did not receive biometric card	18.2
		Unable to apply for biometric card	15.8
No	44.2	Unable to travel to voting location	11.6
		Other	1.4

IDPs who have achieved a durable solution enjoy, without discrimination...

“IDPs who have been victims of violations of international human rights or humanitarian law, including arbitrary displacement must have full and non-discriminatory access to effective remedies and access to justice, including, where appropriate, access to existing transitional-justice mechanisms, reparations and information on the causes of violation.”

The Inter-Agency Standing Committee’s Framework on Durable Solutions for Internally Displaced Persons (2010)



EFFECTIVE REMEDIES AND JUSTICE

Remedies & Justice: Compensation

Creation of Central Committee for Compensation the Affected (CCCA)


اللجنة المركزية لتعويض المتضررين جراء العمليات الحربية والأخطاء العسكرية والعمليات الإرهابية

Share of Property Owners who Applied for Compensation		
	Round 3 (2017)	Round 4 (2018)
	%	%
Yes	5.4	48.1
No	94.6	51.9

Effective Remedies & Justice

Round 4 Compensation Application Process Among Households Who Applied

<i>What type of property did you apply for compensation for?</i>		<i>When did you apply for compensation?</i>		<i>Where did you apply for compensation?</i>	
%		%		%	
Residential real estate	87.9	12+ months ago	48.5	CCCA Subcommittee	63.7
Agricultural land	9.6	10 to 12 months ago	29.6	Local council	35.5
Other	2.5	1 to 9 months ago	21.9	Other	0.8



Effective Remedies & Justice

IDPs in Displacement

Round 4 Compensation Application Process Among Households Who Applied - Continued

<i>Have you tracked the status of your application?</i>		<i>If you tracked the status, how did you do so?</i>		<i>What is the status of your application?</i>	
%		%		%	
Yes	61.6	Calling CCCA number	47.8	Claim pending	96.9
No	34.4	Visiting CCCA office	40.8	Claim accepted	1.0
		Other	11.4	Claim rejected	2.1

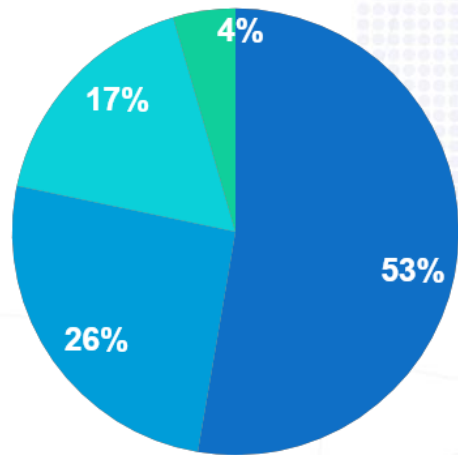
Have IDPs Reached a Durable Solution?

SAFETY & SECURITY	DOCUMENTATION
> 95% feel safe, move freely < 5% face security threat	< 4% lost documents
STANDARD OF LIVING	FAMILY REUNIFICATION
72% provide for basic needs 70% standard of living is “same” before displacement	< 5% had usual members of family separated
EMPLOYMENT & LIVELIHOOD	PARTICIPATION IN PUBLIC AFFAIRS
98% have a job (30% informal labor, <1% agriculture) 65% need to borrow money; 46% starting to repay	23% participated in civic group or organization 55% of household heads voted in May 2018 elections
HOUSING, LAND, PROPERTY	JUSTICE & REMEDIES
82% renting (vs. 80% owned before displacement) 57% property in origin area heavily damaged	50% applied to compensation, <1% received it 55% want to see prosecution of criminals

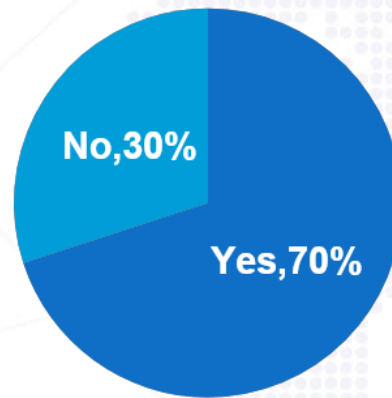
Have IDPs Reached a Durable Solution?

Long-Term Intentions
(Round 3)

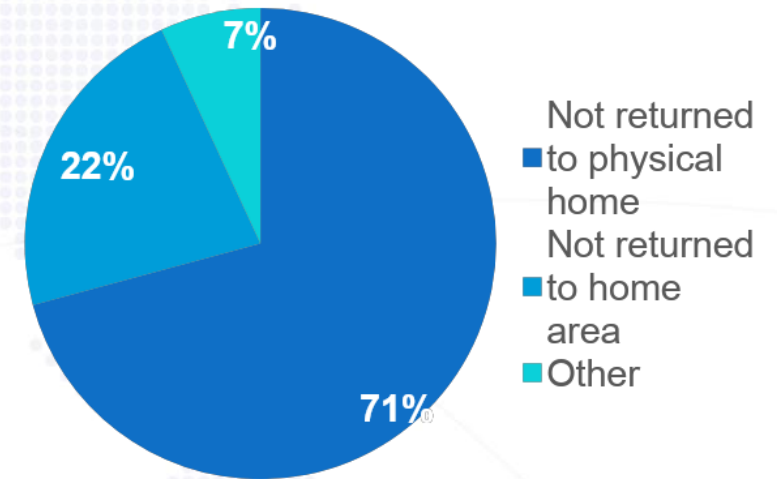
■ Return ■ Stay ■ Don't know ■ Other



DO YOU CONSIDER YOUR
HOUSEHOLD DISPLACED?
(ROUND 4)



IF YES, WHY?



To what extent does framework take personal preferences into account?

- ❖ Framework allows us to measure what they want to do and can
- ❖ Framework does not allow us to measure what they want to do and can't



THEMATIC CONCLUSIONS & RECOMMENDATIONS

Thematic Conclusions & Recommendations

- ❖ None of the 8 criteria gets worse over time
 - First observed in Round 2, trend continues through Round 4
- ❖ Temporary Solutions, not Durable Solutions
- ❖ Precarious livelihoods
 - Agriculture never rebounded (28% before displacement, 0.5% Round 4)
 - Many employed in informal labor (42-43% in Rounds 2 & 3, 30% Round 4)
- ❖ RETURNEES: More than 80 per cent have returned to the jobs they held prior to displacement. But they have difficult living conditions: 89% households report some level of damage to property (57% extreme damage)

Thematic Conclusions & Recommendations

❖ STRATEGIES:

❖ BORROWING is the main strategy to meet basic needs.

- The number of families who needed to borrow money rose to 95 per cent in Round 3, but the number who were able to borrow money remained at 50 per cent.
- Loans and aid (overwhelming % from family and friends);
- Microfinance sector limited in areas of return

❖ REDUCING FOOD CONSUMPTION

Thematic Conclusions & Recommendations

- ❖ PERCEPTIONS:

- ❖ Justice: A Desire to Believe in State Institutions

- ❖ IDPs overall retain a high level of confidence in the ability of traditional state enforcement institutions to pursue and achieve justice, rather than tribal or religious authorities. They consistently cite the prosecution of criminals as the most important aspect of achieving justice.

- ❖ Safety:

- ❖ Households feel physically safe and are starting to become more socially integrated in their host communities. Interview data suggests, however, that while IDPs feel safe where they are, they perceive that other parts of Iraq are unsafe and that IDPs are less secure elsewhere.

Recommendations

1. Increase microfinance sector/appropriate borrowing opportunities
2. Harness need for construction with integrated efforts that create opportunities for
 - A. New business (construction)
 - B. Labor Train/assist residents in construction related projects to aid in rebuilding(which includes ensuring provision of supplies to areas of return).
3. Address the larger issues related to the agricultural sector in Iraq, with special concern for the areas taken over by ISIL (Irrigation, clearing land of UXOs, loans)
4. Encourage government to speed up compensation processes.
5. Provide sector-specific aid for employment projects

*The study is funded by the U.S. Department of State, Bureau of
Population, Refugees, and Migration.*

